

| | |
|-------------|------------------|
| IHSG | 6,850 |
| Change (%) | -0.08% |
| Net Foreign | -746.31 B |
| Support | 6800 |
| Resistance | 6900 |

| Sectoral | Last |
|---------------|-------|
| IDXBASIC.JK | 1,333 |
| IDXCYCLIC.JK | 712 |
| IDXENERGY.JK | 2,224 |
| IDXFINANCE.JK | 1,321 |
| IDXHEALTH.JK | 1,423 |
| IDXNONCYC.JK | 692 |
| IDXINDUST.JK | 906 |
| IDXINFRA.JK | 1,467 |
| IDXPROPERT.JK | 606 |
| IDXTECHNO.JK | 3,129 |
| IDXTRANS.JK | 1,237 |

| Commodities | Last | Change % |
|------------------|--------|---------------|
| Crude Oil Jul 24 | 78.3 | -0.27% |
| Brent Crude Oil | 82.4 | -0.22% |
| Gold Aug 24 | 2335.6 | -0.82% |
| Copper Jul 24 | 4.5 | -0.85% |

| Indeks | Close | Change % |
|------------------------------|--------|---------------|
| Dow Jones Industrial Average | 38,712 | -0.09% |
| S&P 500 | 5,421 | 0.85% |
| NASDAQ Composite | 17,608 | 1.53% |
| FTSE 100 | 8,215 | 0.83% |
| DAX PERFORMANCE-INDEX | 18,631 | 1.42% |
| SSE Composite Index | 3,037 | 0.31% |
| HANG SENG INDEX | 17,938 | -1.31% |
| Nikkei 225 | 39,020 | 0.37% |

| Indikator | Tingkat |
|------------------------|-----------------------------|
| GDP Growth Rate | -0.83 percent |
| GDP Annual Growth Rate | 5.11 percent |
| Unemployment Rate | 4.82 percent |
| Inflation Rate | 3 percent |
| Inflation Rate MoM | 0.25 percent |
| Interest Rate | 6.25 percent |
| Balance of Trade | 3558 USD Million |
| Current Account | -2161 USD Million |
| Current Account to GDP | -0.3 percent of GDP |
| Government Debt to GDP | 39.9 percent of GDP |
| Government Budget | -1.65 percent of GDP |
| Business Confidence | 14.11 points |
| Manufacturing PMI | 52.9 points |



Source: Trading View, Divisi Research Erdikha

NEWS HIGHLIGHT

- Jasa Armada (IPCM) Bagi Sisa Dividen Rp98 Miliar
- Longsor 3.868 Persen, Maret 2024 Airasia (CMPP) Tekor Rp777 Miliar
- Kinerja Positif, Sinar Eka (ERAL) Guyur Dividen Rp51,87 Miliar
- Utama Radar Cahaya (RCCC), 10 Juli akan Bagikan Dividen Rp5,4 Miliar
- Senyap! Prajogo Pangestu Tampung Lagi 10 Juta Saham BREN

NEWS MARKET

SENTIMEN GLOBAL
 * Wall Street ditutup variatif setelah Federal Reserve mengungkapkan proyeksi hanya satu kali pemotongan suku bunga pada tahun 2024, sementara para pedagang berharap bank sentral akan lebih agresif dalam menurunkan biaya pinjaman.
 * Bursa Eropa ditutup menguat menjelang Federal Reserve memberikan proyeksi suku bunga terbaru beberapa jam setelah data inflasi utama AS dirilis.
 * Bursa Asia ditutup melemah karena mengantisipasi petunjuk tentang inflasi dan kebijakan Federal Reserve, sementara laporan tentang pengawasan perdagangan AS yang lebih ketat terhadap China juga menurunkan sentimen.

SENTIMEN DOMESTIK
 * Faktor global juga mempengaruhi pergerakan pasar di level domestik. Rupiah terapresiasi 0.28% ke level 16,240.
 * Imbal hasil obligasi negara tenor acuan 10 tahun naik dari 7.021% ke 7.022% dan IHSG -0.08%. Pergerakan pasar dipengaruhi oleh Rilis Data penjualan mobil, ritel, dan motor yang masih negatif.

SENTIMEN MAKRO
 * Indeks Keyakinan konsumen menurun pada Mei 2024, dengan indeks keyakinan konsumen (IKK) sebesar 125,2 dibandingkan 127,7 pada April 2024, menurut survei Bank Indonesia.
 * Indeks Penjualan Ritel mencapai 233,9 atau tumbuh 4.7% YoY didorong oleh subkelompok sandang, makanan, minuman, tembakau, serta suku cadang dan aksesoris, meskipun secara bulanan diperkirakan berkontraksi 1,0% akibat normalisasi pasca-Idul Fitri.

KOMODITAS
 * Minyak mentah, Perdagangan Minyak mentah menguat karena pedagang bertaruh pada pasokan yang ketat di akhir tahun, meskipun proyeksi permintaan global meningkat 1,1 juta barel per hari dan data stok AS yang bearish membatasi kenaikan tersebut, sementara Federal Reserve hanya mengindikasikan satu kali pemotongan suku bunga tahun ini.
 * Emas, Perdagangan emas melemah setelah Federal Reserve AS menyatakan hanya akan ada satu kali pemotongan suku bunga tahun ini karena inflasi yang masih tinggi.
 * Batu bara, Perdagangan Batu bara berjangka Newcastle turun di bawah level \$135 per ton, terendah dalam dua bulan terakhir, didorong oleh proyeksi penurunan permintaan batu bara metalurgi di China selama tiga tahun berturut-turut. Penurunan ini disebabkan oleh stagnasi di sektor properti dan infrastruktur.

PEKANI
 * Pada perdagangan sebelumnya, Indeks Harga Saham Gabungan (IHSG) ditutup melemah dengan volume lebih besar dari periode sebelumnya.
 * IHSG diproyeksikan akan bergerak sideways dengan kecenderungan menguat di kisaran support 6.800, dan resistance 6.900.
 * Investor asing mencatatkan net sell sebesar Rp746.96 Miliar di seluruh pasar.
 * Investor dapat melakukan aksi beli secara bertahap pada saham bcaps menggunakan strategi Dollar Cost Averaging (DCA) guna untuk meminimalisir risiko diantaranya sektor perbankan yang masih terkoreksi dan memanfaatkan momentum di sektor energi.

Source: IDX, Investing, Kontan, Reuters, Tradingeconomics.

| Stock Recommendation | | | | | | |
|----------------------|------------|-----------------|--------|--------|-----------|---|
| Stock | Last Price | Recommendation | TP 1 | TP 2 | Stop Loss | Commentary |
| ADMR | 1,385 | Trading Buy | 1,410 | 1,450 | 1,340 | Bullish Breakaway, entry level: 1350-1385 |
| BBRI | 4,350 | Speculative Buy | 4,430 | 4,560 | 4,210 | Oversold, entry level: 4220-4345 |
| TINS | 835 | Buy on Weakness | 850 | 875 | 805 | Oversold, entry level: 810-835 |
| MEDC | 1,285 | Speculative Buy | 1,310 | 1,345 | 1,245 | Oversold, entry level: 1450-1280 |
| AMMN | 12,000 | Speculative Buy | 12,225 | 12,600 | 11,625 | Pennant, entry level: 11650-12000 |

LQ45 PRICE PERFORMANCE



Thursday, June 13, 2024

| CODE | PRICE | Daily (%) | PER | | 52 WEEK PRICE PERFORMANCE | YTD (%) | | PRICE | % | 52W Low | CURRENT POSITION | 52W High | % |
|------|--------|-----------|------|--|---------------------------|---------|--|--------|-----|---------|------------------|----------|------|
| ESSA | 805 | 0.00% | 20 | | | 51.89% | | 805 | 64% | 490 | ▼ | 875 | -8% |
| SIDO | 750 | 0.00% | 22 | | | 42.86% | | 750 | 57% | 478 | ▼ | 770 | -3% |
| PGAS | 1,400 | -2.44% | 7 | | | 23.89% | | 1,400 | 32% | 1,060 | ▼ | 1,650 | -15% |
| BRIS | 2,150 | -0.92% | 17 | | | 23.56% | | 2,150 | 48% | 1,450 | ▼ | 2,960 | -27% |
| ACES | 850 | -1.73% | 18 | | | 18.06% | | 850 | 40% | 605 | ▼ | 995 | -15% |
| ADRO | 2,790 | 2.57% | 3 | | | 17.23% | | 2,790 | 30% | 2,150 | ▼ | 2,990 | -7% |
| MEDC | 1,285 | -1.91% | 6 | | | 11.26% | | 1,285 | 47% | 875 | ▼ | 1,705 | -25% |
| EXCL | 2,180 | -1.80% | 18 | | | 9.00% | | 2,180 | 16% | 1,885 | ▼ | 2,650 | -18% |
| MBMA | 605 | 0.00% | 196 | | | 8.04% | | 605 | 27% | 476 | ▼ | 940 | -36% |
| AKRA | 1,590 | -0.93% | 12 | | | 7.80% | | 1,590 | 27% | 1,255 | ▼ | 1,865 | -15% |
| CPIN | 5,175 | 1.47% | 30 | | | 2.99% | | 5,175 | 17% | 4,410 | ▼ | 5,800 | -11% |
| INKP | 8,475 | -5.57% | 7 | | | 1.80% | | 8,475 | 16% | 7,275 | ▼ | 11,850 | -28% |
| ICBP | 10,575 | 0.24% | 23 | | | 0.00% | | 10,575 | 10% | 9,600 | ▼ | 11,925 | -11% |
| PTBA | 2,430 | -0.41% | 5 | | | -0.41% | | 2,430 | 6% | 2,300 | ▼ | 4,060 | -40% |
| BBCA | 9,250 | -0.54% | 23 | | | -1.60% | | 9,250 | 8% | 8,600 | ▼ | 10,400 | -11% |
| BBTN | 1,225 | 0.41% | 5 | | | -2.00% | | 1,225 | 4% | 1,180 | ▼ | 1,610 | -24% |
| BMRI | 5,925 | -3.27% | 8 | | | -2.07% | | 5,925 | 17% | 5,050 | ▼ | 7,500 | -21% |
| UNTR | 22,000 | 0.69% | 4 | | | -2.76% | | 22,000 | 5% | 20,925 | ▼ | 28,775 | -24% |
| KLBF | 1,565 | 0.64% | 25 | | | -2.80% | | 1,565 | 14% | 1,375 | ▼ | 2,100 | -25% |
| INCO | 4,160 | -3.26% | 9 | | | -3.48% | | 4,160 | 15% | 3,610 | ▼ | 7,000 | -41% |
| INDF | 6,200 | 1.22% | 8 | | | -3.88% | | 6,200 | 6% | 5,875 | ▼ | 7,550 | -18% |
| PGEO | 1,115 | -4.70% | 17 | | | -4.70% | | 1,115 | 51% | 740 | ▼ | 1,680 | -34% |
| ITMG | 24,300 | 0.83% | 4 | | | -5.26% | | 24,300 | 5% | 23,200 | ▼ | 31,425 | -23% |
| AMRT | 2,730 | -0.36% | 32 | | | -6.83% | | 2,730 | 10% | 2,490 | ▼ | 3,030 | -10% |
| GGRM | 18,375 | -2.26% | 9 | | | -9.59% | | 18,375 | 3% | 17,875 | ▼ | 29,550 | -38% |
| MDKA | 2,380 | -2.86% | #N/A | | | -11.85% | | 2,380 | 16% | 2,060 | ▼ | 3,580 | -34% |
| MTEL | 620 | -0.80% | 26 | | | -12.06% | | 620 | 13% | 550 | ▼ | 770 | -19% |
| UNVR | 3,060 | 0.00% | 24 | | | -13.31% | | 3,060 | 31% | 2,330 | ▼ | 4,630 | -34% |
| SRTG | 1,415 | -2.75% | #N/A | | | -13.72% | | 1,415 | 5% | 1,350 | ▼ | 1,990 | -29% |
| HRUM | 1,110 | -3.48% | 19 | | | -16.85% | | 1,110 | 3% | 1,075 | ▼ | 1,945 | -43% |
| BBNI | 4,430 | -1.12% | 8 | | | -17.58% | | 4,430 | 3% | 4,313 | ▼ | 6,250 | -29% |
| INTP | 7,550 | -4.13% | 14 | | | -19.68% | | 7,550 | 20% | 6,275 | ▼ | 11,500 | -34% |
| MAPI | 1,415 | 0.71% | 12 | | | -20.95% | | 1,415 | 14% | 1,240 | ▼ | 2,070 | -32% |
| ASII | 4,360 | 0.23% | 5 | | | -22.83% | | 4,360 | 2% | 4,290 | ▼ | 6,975 | -37% |
| BBRI | 4,350 | 0.23% | 11 | | | -24.02% | | 4,350 | 1% | 4,310 | ▼ | 6,450 | -33% |
| BRPT | 995 | 1.02% | 509 | | | -25.19% | | 995 | 40% | 710 | ▼ | 1,950 | -49% |
| ANTM | 1,270 | 1.20% | 18 | | | -25.51% | | 1,270 | 5% | 1,215 | ▼ | 2,060 | -38% |
| TLKM | 2,920 | 1.39% | 12 | | | -26.08% | | 2,920 | 7% | 2,720 | ▼ | 4,240 | -31% |
| ARTO | 2,140 | 0.00% | 387 | | | -26.21% | | 2,140 | 40% | 1,530 | ▼ | 3,860 | -45% |
| TOWR | 695 | -2.11% | 10 | | | -29.80% | | 695 | 5% | 660 | ▼ | 1,130 | -38% |
| PTMP | 136 | -1.45% | 48 | | | -32.67% | | 136 | 86% | 73 | ▼ | 338 | -60% |
| EMTK | 370 | -1.60% | 50 | | | -37.29% | | 370 | 6% | 350 | ▼ | 805 | -54% |
| GOTO | 52 | -1.89% | #N/A | | | -39.53% | | 52 | 4% | 50 | ▼ | 127 | -59% |
| SMGR | 3,610 | -6.96% | 12 | | | -43.59% | | 3,610 | 6% | 3,410 | ▼ | 7,250 | -50% |
| BUKA | 120 | -3.23% | #N/A | | | -44.44% | | 120 | 5% | 114 | ▼ | 268 | -55% |

Sumber: Research Team Erdikha Elit Sekuritas

KETERANGAN

PER : PER saat ini dibawah 10 kali

YTD (%) : Kinerja harga saat ini dibandingkan dengan harga saham awal tahun 45 saham yang memiliki likuiditas tinggi dan kapitalisasi pasar

52W Low : **Harga terendah** selama 52 Minggu terakhir

52W High : **Harga tertinggi** selama 52 Minggu terakhir

LQ45 adalah Indeks yang mengukur kinerja harga dari besar serta didukung oleh fundamental perusahaan yang baik.

MSCI PRICE PERFORMANCE



Thursday, June 13, 2024

| CODE | PRICE | Daily (%) | PER | PRICE | 52 WEEK PRICE PERFORMANCE | YTD (%) | PRICE | % | 52W Low | CURRENT POSITION | 52W High | % |
|---------|--------|-----------|------|-------|---------------------------|---------|-------|--------|---------|------------------|----------|------|
| 1 AMMN | 12,000 | 1.05% | 307 | AMMN | | 83.21% | AMMN | 12,000 | 606% | 1,700 | 15,000 | -20% |
| 2 TPIA | 8,775 | 2.63% | #N/A | TPIA | | 67.14% | TPIA | 8,775 | 340% | 1,995 | 9,875 | -11% |
| 3 ADRO | 2,790 | 2.57% | 3 | ADRO | | 17.23% | ADRO | 2,790 | 30% | 2,150 | 2,990 | -7% |
| 4 CPIN | 5,175 | 1.47% | 30 | CPIN | | 2.99% | CPIN | 5,175 | 17% | 4,410 | 5,800 | -11% |
| 5 INKP | 8,475 | -5.57% | 7 | INKP | | 1.80% | INKP | 8,475 | 16% | 7,275 | 11,850 | -28% |
| 6 ICBP | 10,575 | 0.24% | 23 | ICBP | | 0.00% | ICBP | 10,575 | 10% | 9,600 | 11,925 | -11% |
| 7 BBCA | 9,250 | -0.54% | 23 | BBCA | | -1.60% | BBCA | 9,250 | 8% | 8,600 | 10,400 | -11% |
| 8 BMRI | 5,925 | -3.27% | 8 | BMRI | | -2.07% | BMRI | 5,925 | 17% | 5,050 | 7,500 | -21% |
| 9 UNTR | 22,000 | 0.69% | 4 | UNTR | | -2.76% | UNTR | 22,000 | 5% | 20,925 | 28,775 | -24% |
| 10 KLBF | 1,565 | 0.64% | 25 | KLBF | | -2.80% | KLBF | 1,565 | 14% | 1,375 | 2,100 | -25% |
| 11 INDF | 6,200 | 1.22% | 8 | INDF | | -3.88% | INDF | 6,200 | 6% | 5,875 | 7,550 | -18% |
| 12 AMRT | 2,730 | -0.36% | 32 | AMRT | | -6.83% | AMRT | 2,730 | 10% | 2,490 | 3,030 | -10% |
| 13 MDKA | 2,380 | -2.86% | #N/A | MDKA | | -11.85% | MDKA | 2,380 | 16% | 2,060 | 3,580 | -34% |
| 14 UNVR | 3,060 | 0.00% | 24 | UNVR | | -13.31% | UNVR | 3,060 | 31% | 2,330 | 4,630 | -34% |
| 15 BBNI | 4,430 | -1.12% | 8 | BBNI | | -17.58% | BBNI | 4,430 | 3% | 4,313 | 6,250 | -29% |
| 16 ASII | 4,360 | 0.23% | 5 | ASII | | -22.83% | ASII | 4,360 | 2% | 4,290 | 6,975 | -37% |
| 17 BBRI | 4,350 | 0.23% | 11 | BBRI | | -24.02% | BBRI | 4,350 | 1% | 4,310 | 6,450 | -33% |
| 18 BRPT | 995 | 1.02% | 509 | BRPT | | -25.19% | BRPT | 995 | 40% | 710 | 1,950 | -49% |
| 19 ANTM | 1,270 | 1.20% | 18 | ANTM | | -25.51% | ANTM | 1,270 | 5% | 1,215 | 2,060 | -38% |
| TLKM | 2,920 | 1.39% | 12 | TLKM | | -26.08% | TLKM | 2,920 | 7% | 2,720 | 4,240 | -31% |
| 21 GOTO | 52 | -1.89% | #N/A | GOTO | | -39.53% | GOTO | 52 | 4% | 50 | 127 | -59% |

Sector Weights for Monday, June 3, 2024

| Sector | Weight% |
|------------------------|---------|
| Financials | 57.94 |
| Materials | 12.77 |
| Consumer Staples | 8.48 |
| Communication Services | 7.6 |
| Industrials | 4.59 |
| Energy | 3.85 |
| Consumer Discretionary | 3.1 |
| Health Care | 1.66 |

Industry Group Weights for Monday, June 3, 2024

| Industry Group Name | Weight% |
|--|---------|
| Banks | 57.94 |
| Materials | 12.77 |
| Telecommunication Services | 7.6 |
| Food Beverage & Tobacco | 4.6 |
| Capital Goods | 4.59 |
| Energy | 3.85 |
| Consumer Discretionary Distribution & Retail | 3.1 |
| Consumer Staples Distribution & Retail | 2.62 |
| Pharmaceuticals, Biotechnology & Life Sciences | 1.66 |
| Household & Personal Products | 1.26 |

INDONESIA

- MSCI Global Standard Indexes List
 Additions: TPIA
 Deletions: TOWR, SMGR

- MSCI Small Cap Indexes List
 Additions: GGRM, MIKA, SMGR, ULTI, TOWR
 Deletions: AUTO, BIPI, BBKP, LPKR, ENRG, MNCN, CARE, LSIP

NEXT

May 2024 Index Review
 o Announcement date: 12 Agustus 2024
 o Effective date: 2 September 2024

Sumber: Research Team Erdikha Elit Sekuritas

KETERANGAN

- PER** : PER saat ini dibawah 10 kali
- YTD (%)** : Kinerja harga saat ini dibandingkan dengan harga saham awal tahun
- 52W Low** : Harga terendah selama 52 Minggu terakhir
- 52W High** : Harga tertinggi selama 52 Minggu terakhir

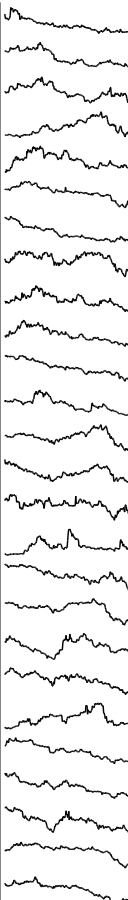



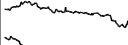



















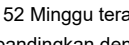

IDX80 PERFORMANCE



Thursday, June 13, 2024

260

| CODE | PRICE | Daily (%) | PER | 52 WEEK PRICE PERFORMANCE | YTD (%) | PRICE | % | 52W Low | CURRENT POSITION | 52W High | % | | |
|------|-------|-----------|--------|---------------------------|---------|---------|------|---------|------------------|----------|---|--------|------|
| 79 | TPIA | 8,775 | 2.63% | #N/A | | 67.14% | TPIA | 8,775 | 340% | 1,995 | ▼ | 9,875 | -11% |
| | ESSA | 805 | 0.00% | 20 | | 51.89% | ESSA | 805 | 64% | 490 | ▼ | 875 | -8% |
| 50 | SMIL | 173 | 3.59% | 18 | | 42.98% | SMIL | 173 | 78% | 97 | ▼ | 184 | -6% |
| | SIDO | 750 | 0.00% | 22 | | 42.86% | SIDO | 750 | 57% | 478 | ▼ | 770 | -3% |
| 78 | TINS | 835 | -0.60% | #N/A | | 29.46% | TINS | 835 | 61% | 520 | ▼ | 1,095 | -24% |
| | PGAS | 1,400 | -2.44% | 7 | | 23.89% | PGAS | 1,400 | 32% | 1,060 | ▼ | 1,650 | -15% |
| 56 | BRIS | 2,150 | -0.92% | 17 | | 23.56% | BRIS | 2,150 | 48% | 1,450 | ▼ | 2,960 | -27% |
| | ACES | 850 | -1.73% | 18 | | 18.06% | ACES | 850 | 40% | 605 | ▼ | 995 | -15% |
| 9 | ADRO | 2,790 | 2.57% | 3 | | 17.23% | ADRO | 2,790 | 30% | 2,150 | ▼ | 2,990 | -7% |
| | PNLF | 298 | -8.59% | 6 | | 12.88% | PNLF | 298 | 23% | 242 | ▼ | 410 | -27% |
| 48 | JPFA | 1,330 | -0.37% | 8 | | 12.71% | JPFA | 1,330 | 26% | 1,055 | ▼ | 1,475 | -10% |
| | MEDC | 1,285 | -1.91% | 6 | | 11.26% | MEDC | 1,285 | 47% | 875 | ▼ | 1,705 | -25% |
| 11 | TKIM | 8,075 | -4.15% | 6 | | 10.62% | TKIM | 8,075 | 37% | 5,900 | ▼ | 10,375 | -22% |
| | WIFI | 170 | -2.30% | 7 | | 10.39% | WIFI | 170 | 33% | 128 | ▼ | 280 | -39% |
| 58 | EXCL | 2,180 | -1.80% | 18 | | 9.00% | EXCL | 2,180 | 16% | 1,885 | ▼ | 2,650 | -18% |
| | MBMA | 605 | 0.00% | 196 | | 8.04% | MBMA | 605 | 27% | 476 | ▼ | 940 | -36% |
| 38 | AKRA | 1,590 | -0.93% | 12 | | 7.80% | AKRA | 1,590 | 27% | 1,255 | ▼ | 1,865 | -15% |
| | ISAT | 10,025 | -3.84% | 17 | | 6.93% | ISAT | 10,025 | 21% | 8,275 | ▼ | 12,250 | -18% |
| 55 | MIKA | 2,990 | -2.61% | 43 | | 4.91% | MIKA | 2,990 | 23% | 2,430 | ▼ | 3,200 | -7% |
| | ELSA | 406 | -1.46% | 5 | | 4.64% | ELSA | 406 | 27% | 320 | ▼ | 464 | -13% |
| 12 | JSMR | 5,025 | -0.50% | 5 | | 3.18% | JSMR | 5,025 | 41% | 3,560 | ▼ | 5,700 | -12% |
| | CPIN | 5,175 | 1.47% | 30 | | 2.99% | CPIN | 5,175 | 17% | 4,410 | ▼ | 5,800 | -11% |
| 27 | ADMR | 1,385 | 4.92% | 7 | | 1.84% | ADMR | 1,385 | 74% | 795 | ▼ | 1,600 | -13% |
| | INKP | 8,475 | -5.57% | 7 | | 1.80% | INKP | 8,475 | 16% | 7,275 | ▼ | 11,850 | -28% |
| 15 | GJTL | 1,050 | -2.33% | 3 | | 1.45% | GJTL | 1,050 | 67% | 630 | ▼ | 1,490 | -30% |
| | ICBP | 10,575 | 0.24% | 23 | | 0.00% | ICBP | 10,575 | 10% | 9,600 | ▼ | 11,925 | -11% |
| 10 | PTBA | 2,430 | -0.41% | 5 | | -0.41% | PTBA | 2,430 | 6% | 2,300 | ▼ | 4,060 | -40% |
| | BBCA | 9,250 | -0.54% | 23 | | -1.60% | BBCA | 9,250 | 8% | 8,600 | ▼ | 10,400 | -11% |
| 18 | BBTN | 1,225 | 0.41% | 5 | | -2.00% | BBTN | 1,225 | 4% | 1,180 | ▼ | 1,610 | -24% |
| | BMRI | 5,925 | -3.27% | 8 | | -2.07% | BMRI | 5,925 | 17% | 5,050 | ▼ | 7,500 | -21% |
| 5 | UNTR | 22,000 | 0.69% | 4 | | -2.76% | UNTR | 22,000 | 5% | 20,925 | ▼ | 28,775 | -24% |
| | KLBF | 1,565 | 0.64% | 25 | | -2.80% | KLBF | 1,565 | 14% | 1,375 | ▼ | 2,100 | -25% |
| 31 | INCO | 4,160 | -3.26% | 9 | | -3.48% | INCO | 4,160 | 15% | 3,610 | ▼ | 7,000 | -41% |
| | CTRA | 1,125 | -1.32% | 11 | | -3.85% | CTRA | 1,125 | 15% | 975 | ▼ | 1,335 | -16% |
| 21 | INDF | 6,200 | 1.22% | 8 | | -3.88% | INDF | 6,200 | 6% | 5,875 | ▼ | 7,550 | -18% |
| | MYOR | 2,390 | -0.42% | 15 | | -4.02% | MYOR | 2,390 | 9% | 2,200 | ▼ | 2,900 | -18% |
| 52 | PGEO | 1,115 | -4.70% | 17 | | -4.70% | PGEO | 1,115 | 51% | 740 | ▼ | 1,680 | -34% |
| | ERAA | 404 | -1.46% | 8 | | -5.16% | ERAA | 404 | 24% | 326 | ▼ | 545 | -26% |
| 4 | ITMG | 24,300 | 0.83% | 4 | | -5.26% | ITMG | 24,300 | 5% | 23,200 | ▼ | 31,425 | -23% |
| | AMRT | 2,730 | -0.36% | 32 | | -6.83% | AMRT | 2,730 | 10% | 2,490 | ▼ | 3,030 | -10% |
| 53 | MAPA | 750 | 0.00% | 15 | | -8.54% | MAPA | 750 | 30% | 575 | ▼ | 1,170 | -36% |
| | MPMX | 960 | -1.54% | 8 | | -8.57% | MPMX | 960 | 1% | 955 | ▼ | 1,095 | -12% |
| 51 | TBIG | 1,910 | 0.26% | 28 | | -8.61% | TBIG | 1,910 | 19% | 1,600 | ▼ | 2,200 | -13% |
| | GGRM | 18,375 | -2.26% | 9 | | -9.59% | GGRM | 18,375 | 3% | 17,875 | ▼ | 29,550 | -38% |
| 57 | HEAL | 1,345 | 0.00% | 38 | | -9.73% | HEAL | 1,345 | 27% | 1,060 | ▼ | 1,575 | -15% |
| | ASSA | 710 | -4.70% | 23 | | -10.13% | ASSA | 710 | 4% | 685 | ▼ | 1,420 | -50% |
| 76 | MDKA | 2,380 | -2.86% | #N/A | | -11.85% | MDKA | 2,380 | 16% | 2,060 | ▼ | 3,580 | -34% |
| | PWON | 400 | -0.99% | 10 | | -11.89% | PWON | 400 | 7% | 374 | ▼ | 505 | -21% |
| 59 | MTEL | 620 | -0.80% | 26 | | -12.06% | MTEL | 620 | 13% | 550 | ▼ | 770 | -19% |
| | SMRA | 505 | -2.88% | 9 | | -12.17% | SMRA | 505 | 5% | 480 | ▼ | 730 | -31% |
| 32 | BSDE | 940 | -0.53% | 8 | | -12.96% | BSDE | 940 | 8% | 870 | ▼ | 1,235 | -24% |
| | UNVR | 3,060 | 0.00% | 24 | | -13.31% | UNVR | 3,060 | 31% | 2,330 | ▼ | 4,630 | -34% |
| 77 | SRTG | 1,415 | -2.75% | #N/A | | -13.72% | SRTG | 1,415 | 5% | 1,350 | ▼ | 1,990 | -29% |

| | | | | | | | | | | | | | |
|---------|-------|--------|------|------|---|---------|------|-------|-----|-------|---|--------|------|
| BMTR | 230 | -0.86% | 5 | BMTR |  | -14.18% | BMTR | 230 | 5% | 220 | ▼ | 388 | -41% |
| 1 INDY | 1,205 | -3.60% | 5 | INDY |  | -16.03% | INDY | 1,205 | 1% | 1,195 | ▼ | 2,380 | -49% |
| HRUM | 1,110 | -3.48% | 19 | HRUM |  | -16.85% | HRUM | 1,110 | 3% | 1,075 | ▼ | 1,945 | -43% |
| 33 BBNI | 4,430 | -1.12% | 8 | BBNI |  | -17.58% | BBNI | 4,430 | 3% | 4,313 | ▼ | 6,250 | -29% |
| BRMS | 137 | -3.52% | 84 | BRMS |  | -19.41% | BRMS | 137 | 8% | 127 | ▼ | 226 | -39% |
| 39 INTP | 7,550 | -4.13% | 14 | INTP |  | -19.68% | INTP | 7,550 | 20% | 6,275 | ▼ | 11,500 | -34% |
| MNCN | 310 | -1.27% | 4 | MNCN |  | -19.69% | MNCN | 310 | 9% | 284 | ▼ | 715 | -57% |
| 44 MAPI | 1,415 | 0.71% | 12 | MAPI |  | -20.95% | MAPI | 1,415 | 14% | 1,240 | ▼ | 2,070 | -32% |
| ENRG | 172 | -3.37% | 4 | ENRG |  | -21.82% | ENRG | 172 | 3% | 167 | ▼ | 302 | -43% |
| 17 AUTO | 1,835 | -0.54% | 5 | AUTO |  | -22.25% | AUTO | 1,835 | 2% | 1,795 | ▼ | 3,620 | -49% |
| ASII | 4,360 | 0.23% | 5 | ASII |  | -22.83% | ASII | 4,360 | 2% | 4,290 | ▼ | 6,975 | -37% |
| 10 PTPP | 328 | -4.09% | 4 | PTPP |  | -23.36% | PTPP | 328 | 1% | 324 | ▼ | 835 | -61% |
| BBRI | 4,350 | 0.23% | 11 | BBRI |  | -24.02% | BBRI | 4,350 | 1% | 4,310 | ▼ | 6,450 | -33% |
| 15 BFIN | 910 | -6.19% | 9 | BFIN |  | -24.48% | BFIN | 910 | 4% | 875 | ▼ | 1,535 | -41% |
| SCMA | 128 | -1.54% | 18 | SCMA |  | -24.71% | SCMA | 128 | 9% | 117 | ▼ | 177 | -28% |
| 70 BRPT | 995 | 1.02% | 509 | BRPT |  | -25.19% | BRPT | 995 | 40% | 710 | ▼ | 1,950 | -49% |
| ANTM | 1,270 | 1.20% | 18 | ANTM |  | -25.51% | ANTM | 1,270 | 5% | 1,215 | ▼ | 2,060 | -38% |
| 45 TLKM | 2,920 | 1.39% | 12 | TLKM |  | -26.08% | TLKM | 2,920 | 7% | 2,720 | ▼ | 4,240 | -31% |
| ARTO | 2,140 | 0.00% | 387 | ARTO |  | -26.21% | ARTO | 2,140 | 40% | 1,530 | ▼ | 3,860 | -45% |
| 37 TOWR | 695 | -2.11% | 10 | TOWR |  | -29.80% | TOWR | 695 | 5% | 660 | ▼ | 1,130 | -38% |
| PTMP | 136 | -1.45% | 48 | PTMP |  | -32.67% | PTMP | 136 | 86% | 73 | ▼ | 338 | -60% |
| 29 BTPS | 1,100 | -1.35% | 9 | BTPS |  | -34.91% | BTPS | 1,100 | 8% | 1,020 | ▼ | 2,350 | -53% |
| EMTK | 370 | -1.60% | 50 | EMTK |  | -37.29% | EMTK | 370 | 6% | 350 | ▼ | 805 | -54% |
| 75 GOTO | 52 | -1.89% | #N/A | GOTO |  | -39.53% | GOTO | 52 | 4% | 50 | ▼ | 127 | -59% |
| SMGR | 3,610 | -6.96% | 12 | SMGR |  | -43.59% | SMGR | 3,610 | 6% | 3,410 | ▼ | 7,250 | -50% |
| 73 BUKA | 120 | -3.23% | #N/A | BUKA |  | -44.44% | BUKA | 120 | 5% | 114 | ▼ | 268 | -55% |

Sumber: Research Team Erdikha Elit Sekuritas

KETERANGAN

| | | |
|-----------------|---|---|
| 52W Low | : | Harga terendah selama 52 Minggu terakhir |
| 52W High | : | Harga tertinggi selama 52 Minggu terakhir |
| YTD (%) | : | Kinerja harga saat ini dibandingkan dengan harga saham awal tahun |
| PER | : | PER saat ini dibawah 10 kali |

IDX80 adalah Indeks yang mengukur kinerja harga dari 80 saham yang memiliki likuiditas tinggi dan kapitalisasi pasar besar serta didukung oleh fundamental perusahaan yang baik.

CORPORATE ACTION



Thursday, June 13, 2024

Cash Dividend

MIKA JRPT

[Ex]

Cash Dividend

DSNG | SMAR | CHEM | SPTO | JKON | CHIP | VISI

[Cum]

Stock Split

JECC

[Ex]

Public Expose

ADES | KKES | PURA | IKAN | PURI | PEHA | MORA | GDYR | CNKO | PNSE | BMAS

RUPS

META | CMRY | PURA | BELI | ALMI | TIFA | INAI | ELTY | PTDU | PNSE | KKES |

OBMD | PEHA | IKAN | GRIA | INRU | ARTA | BIRD | LAJU | MORA | GDYR | CNKO | PURI

LQ 45 Performance

Top Gainer

ADRO 2,790 (2.5%)
CPIN 5,175 (1.4%)
TLKM 2,920 (1.3%)
INDF 6,200 (1.2%)
ANTM 1,270 (1.1%)

Top Volume

GOTO 52 (49.1 Mn Lot)
BUKA 120 (2.1 Mn Lot)
BBRI 4,350 (1.8 Mn Lot)
BRPT 995 (1.2 Mn Lot)
BMRI 5,925 (1.2 Mn Lot)

Top Frekuensi

BBRI 4,350 (32k x)
GOTO 52 (22k x)
BMRI 5,925 (20k x)
SMGR 3,610 (18k x)
ASII 4,360 (14k x)

Top Loser

SMGR 3,610 (-6.9%)
INKP 8,475 (-5.5%)
PGEO 1,115 (-4.7%)
INTP 7,550 (-4.1%)
HRUM 1,110 (-3.4%)

Top Value

BBRI 4,350 (812.1 IDR Bn)
BMRI 5,925 (720 IDR Bn)
BBNI 4,430 (500.3 IDR Bn)
BBCA 9,250 (461.7 IDR Bn)
ASII 4,360 (284.6 IDR Bn)

All Stock Performance

Top Gainer

MKNT 2 (100%)
SBAT 2 (100%)
TAXI 2 (100%)
TOPS 2 (100%)
TELE 3 (50%)

Top Volume

GOTO 52 (49.1 Mn Lot)
ATLA 50 (11.4 Mn Lot)
DOOH 53 (5.3 Mn Lot)
PAMG 75 (4 Mn Lot)
HUMI 85 (3.8 Mn Lot)

Top Frekuensi

ATLA 50 (53k x)
BBRI 4,350 (32k x)
PAMG 75 (32k x)
GOTO 52 (22k x)
BMRI 5,925 (20k x)

Top Loser

TRUK 50 (-27.5%)
TIRA 304 (-24.7%)
CAMP 226 (-23.6%)
JGLE 4 (-20%)
ACST 83 (-17%)

Top Value

BBRI 4,350 (812.1 IDR Bn)
BMRI 5,925 (720 IDR Bn)
BBNI 4,430 (500.3 IDR Bn)
BBCA 9,250 (461.7 IDR Bn)
AMMN 12,000 (289.6 IDR Bn)

ECONOMIC CALENDAR



| | | | | Actual | Previous | Consensus | Forecast |
|------------------------|----|---|--|--------|----------|-----------|----------|
| Monday June 10 2024 | | | | | | | |
| 10:30 PM | US | <u>3-Month Bill Auction</u> | | | 5.25% | | |
| 10:30 PM | US | <u>6-Month Bill Auction</u> | | | 5.16% | | |
| | CN | <u>Vehicle Sales YoY MAY</u> | | | 9.30% | | 8.50% |
| Tuesday June 11 2024 | | | | | | | |
| 12:00 AM | US | <u>3-Year Note Auction</u> | | | 4.61% | | |
| 10:00 AM | ID | <u>Retail Sales YoY APR</u> | | | 9.30% | | 11.00% |
| Wednesday June 12 2024 | | | | | | | |
| 12:00 AM | US | <u>10-Year Note Auction</u> | | | 4.48% | | |
| 3:30 AM | US | <u>API Crude Oil Stock Change JUN/07</u> | | | 4.052M | | |
| 8:30 AM | CN | <u>Inflation Rate YoY MAY</u> | | | 0.30% | 0.30% | 0.20% |
| 8:30 AM | CN | <u>Inflation Rate MoM MAY</u> | | | 0.10% | | -0.20% |
| 8:30 AM | CN | <u>PPI YoY MAY</u> | | | -2.50% | -1.80% | -1.90% |
| 10:00 AM | ID | <u>Consumer Confidence MAY</u> | | | 127.7 | | 128 |
| 7:30 PM | US | <u>Core Inflation Rate MoM MAY</u> | | | 0.30% | 0.30% | 0.30% |
| 7:30 PM | US | <u>Core Inflation Rate YoY MAY</u> | | | 3.60% | 3.50% | 3.60% |
| 7:30 PM | US | <u>Inflation Rate MoM MAY</u> | | | 0.30% | 0.20% | 0.10% |
| 7:30 PM | US | <u>Inflation Rate YoY MAY</u> | | | 3.40% | 3.40% | 3.40% |
| 7:30 PM | US | <u>CPI MAY</u> | | | 313.55 | 313.91 | 314.5 |
| 7:30 PM | US | <u>CPI s.a MAY</u> | | | 313.207 | | 313.5 |
| Thursday June 13 2024 | | | | | | | |
| 1:00 AM | US | <u>Fed Interest Rate Decision</u> | | | 5.50% | 5.50% | 5.50% |
| 1:00 AM | US | <u>FOMC Economic Projections</u> | | | | | |
| 1:00 AM | US | <u>Monthly Budget Statement MAY</u> | | | \$210B | \$222B | \$220.0B |
| 1:00 AM | US | <u>Interest Rate Projection - 1st Yr</u> | | | 3.90% | | |
| 1:00 AM | US | <u>Interest Rate Projection - 2nd Yr</u> | | | 3.10% | | |
| 1:00 AM | US | <u>Interest Rate Projection - 3rd Yr</u> | | | 2.90% | | |
| 1:00 AM | US | <u>Interest Rate Projection - Current</u> | | | 4.60% | | |
| 1:00 AM | US | <u>Interest Rate Projection - Longer</u> | | | 2.60% | | |
| 1:30 AM | US | <u>Fed Press Conference</u> | | | | | |
| 7:30 PM | US | <u>PPI MoM MAY</u> | | | 0.50% | 0.20% | 0.20% |
| 7:30 PM | US | <u>Core PPI MoM MAY</u> | | | 0.50% | 0.30% | 0.30% |
| 7:30 PM | US | <u>Initial Jobless Claims JUN/08</u> | | | 229K | 227K | |
| 7:30 PM | US | <u>Continuing Jobless Claims JUN/01</u> | | | 1792K | | |
| 7:30 PM | US | <u>Core PPI YoY MAY</u> | | | 2.40% | 2.30% | 2.30% |
| 7:30 PM | US | <u>Jobless Claims 4-week Average JUN/08</u> | | | 222.25K | | |
| Friday June 14 2024 | | | | | | | |
| 12:00 AM | US | <u>30-Year Bond Auction</u> | | | 4.64% | | |
| 7:30 PM | US | <u>Export Prices MoM MAY</u> | | | 0.50% | 0.20% | 0.30% |
| 7:30 PM | US | <u>Import Prices MoM MAY</u> | | | 0.90% | 0.50% | 0.70% |
| 7:30 PM | US | <u>Export Prices YoY MAY</u> | | | -1% | | 1.50% |
| | ID | <u>Car Sales YoY MAY</u> | | | -17.50% | | |

JAKARTA (Head Office)

Gedung Sucaco Lt 3
JL. Kebon Sirih Kav. 71
Jakarta Pusat – 10340
Telp : +622139836420

SEMARANG

JL. Sembodro No. 12A, Plomblokan
Kec. Semarang Utara, Kota Semarang
Jawa Tengah – 50171
WA : +6281808054623
Telp : +62243512068

SURABAYA

Ruko Galeri Bukit Indah
(Pakuwon Indah) RK03-001, Kel. Lontar
Kec. Sambikerep, Surabaya, Jawa Timur
WA : +62 856-7279-999
Telp : +623198700528

Telp : +62 21 3983 6420

Fax : +62 21 3983 6422

Email:

admin.aonline@erdikha.com

aof.elit@erdikha.com

Career: hrd@erdikha.com

Disclaimer :

The information contained herein has been compiled from sources that we believe to be reliable. No warranty (express or implied) is made to the accuracy or completeness of the information. All opinions and estimates included in this report constitute our judgment as of this date, without regards to its fairness, and are subject to change without notice. This document has been prepared for general information only, without regards to the specific objectives, financial situation and needs of any particular person who may receive it. No responsibility or liability whatsoever or howsoever arising is accepted in relation to the contents hereof by any company mentioned herein, or any their respective directors, officers or employees. This document is not an offer to sell or a solicitation to buy any securities. This firms and its affiliates and their officers and employees may have a position, make markets, act as principal or engage in transaction in securities or related investments of any company mentioned herein, may perform services for or solicit business from any company mentioned herein, and may have acted upon or used any of the recommendations herein before they have been provided to you. Available only to person having professional experience in matters relating to investments.